

Foothills District Activities Committee



Presents..... Foothills 500

- What:** Foothills District Cub Family Overnighter & Cub'apolis
- Who:** For all families with registered Cub or Webelos Scouts in Foothills District
- When:** Friday night and Saturday – September 17 & 18, 2010
- Time:** Check in from 5:00 – 8:00 p.m., on Friday September 17th
Check out at 3:00 p.m. on Saturday, September 18th
- Where:** Petit Jean State Park, Camp Site D
- Cost:** *Free for registered Cubs and their immediate family

WHAT TO BRING

- | | |
|---|------------------------------------|
| Tent for the family | Eat before you arrive on Friday or |
| Sleeping bags/blankets | bring food for dinner |
| Change of clothes | Flash Light/Lantern |
| Personal care items | Bring food for breakfast & lunch |
| Towels/washcloth | Cooking gear as needed |
| Shoes/socks (<u>NO open-toed shoes/sandals</u>) | Your Cub'A'Napolis Car |
| Bug spray | Rain gear |
| Lawn Chair(s) | Gas grill/or charcoal grill |
- *We will do a 'Service Project' for the park in return for use of the camp ground. Please bring a rake or push broom or leaf blower when to come.

PROGRAM

Families will arrive on Friday night between 5:00 – 8:00 p.m., check in with the camp director – (first campsite on the right as you come through the gate) set up your campsite – and enjoy an old fashioned cracker barrel (snacks) and song fest at 9:00 p.m.. Lights out at 10:00 p.m.!

After a good night's sleep under the stars, you will cook your breakfast in your campsite and be ready for opening ceremony at 9:00 a.m. After opening you will participate in the following activities – BB Range – Archery Range – Games – Crafts – and Competitions. **See attached Cub A Napolis Car Race information for construction of your Cub'A'Napolis Car and race details.** Check out is Saturday at 3:00 p.m..

DEADLINE TO REGISTER IS: Friday, September 10th –

Please use this form to register

REGISTRATION IS A MUST – NO WALK ON’S
REGISTRATION DEADLINE IS: Friday, September 10th

Foothills District Cub Family Campout

Parent(s) name _____

Address _____

Phone _____ Email _____ City _____

Pack # _____

Cub/Webelos Name: _____ Rank: _____

Others attending: List Name & Age _____


Allergies _____

Please complete and send to:
Foothills District Cub Family Campout

Quapaw Area Council, BSA
3220 Cantrell Avenue
Little Rock, AR 72202



901136
Foothills Fall Family



Foothills District Cub Family Campout and Cub'Anapolis September 17 & 18, 2010

Please use the following instructions when building your car(s)
for the big race.

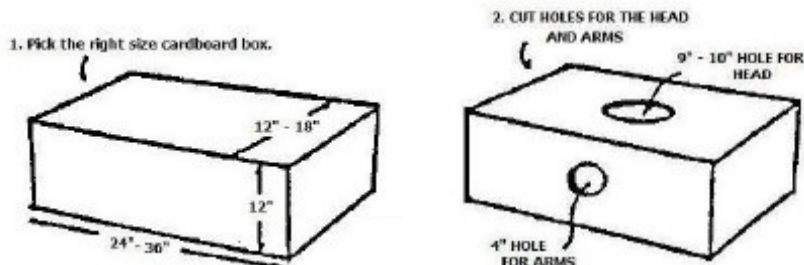
What does a Cub need for a Cub'Anapolis Race?

- ☺ A Cub'Anapolis Car. Cars should be made from a cardboard box. Make sure the box is not too big for the Cub. Boys need to be able to run while carrying the box.
- ☺ A pit crew (at least two people)
- ☺ A pair of lace up shoes with socks – NO Velcro or Slide Ons

What is a Cub'Anapolis Race?

- ☺ The Cub carries his car and runs from a starting line to a finish line.
 - ☺ There will be at least 3 Pit Stops (see below) At each stop his crew must perform one of the following tasks:
 - Clean the Cub's Windshield (face)
 - Change the Cub's Tires (remove shoes and socks, change sock from one foot to the other and put shoes back on and tie.
 - Refuel (drink water thru a straw)
- After each action is complete – the Cub picks up his car again and races on to the finish line.

How to Build Your Car – Pick the right size cardboard box (fits the Cub) Usually a copy paper box works great. Body of the car must be constructed of Cardboard. No Metal or Glass materials may be used. No items can be hanging or dragging behind the car. For safety reasons, cars should not have a windshield.

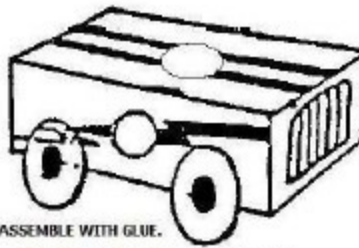


Cut out the top and bottom of the box so the Cub can stand in the box and pick it up to his waist. Leave about 2 inches of the top and bottom at each end to strengthen the box. Cut 2 holes in the side of the box to use for carrying the car during the race.

3. MAKE FOUR
WHEELS
(CARDBOARD)
4" - 5" RADIUS



5. ASSEMBLE WITH GLUE.



6. DECORATE AND PAINT AS DESIRED
(BE ORIGINAL!)